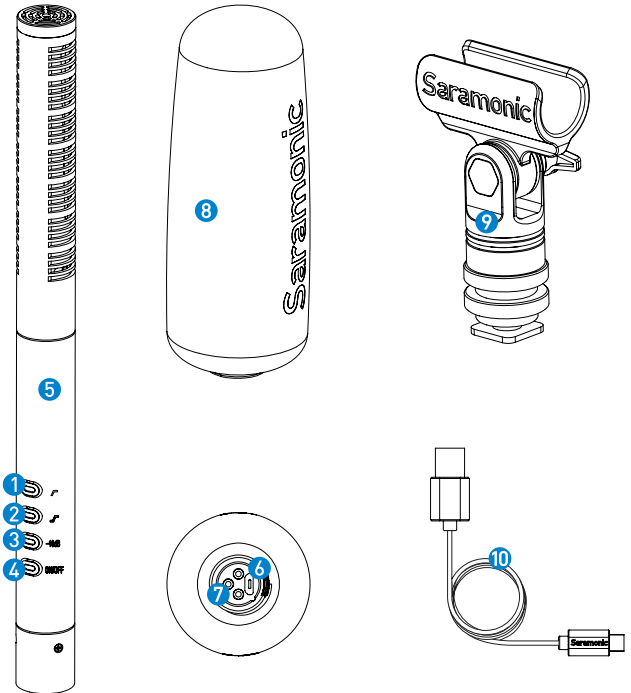


1 Introduction

The Saramonic SR-TM1 is a directional shotgun microphone features a cardioid polar pattern, built-in rechargeable battery, 150 Hz low cut switch, +6 dB high frequency boost, -10 db PAD and power button.

The SR-TM1 is very fit in several environments for applications such as DSLR video making, ENG, filmmaking, field recording, sound design, and broadcast applications.

2 Product Structure



- 1 150 Hz high pass filter button
- 2 +6 dB high frequency boost
- 3 -10 dB PAD
- 4 Power button
- 5 Built-in Li-ion battery

- 6 Micro USB input
- 7 XLR output
- 8 Foam windshield
- 9 Mic clip
- 10 MicroUSB cable

3 Power Supply

The TM1 can be powered via

- The built-in Lithium Battery; OR
- 48V phantom power, which is supplied by your camera or recording devices (such as Saramonic SR-PAX2, SR-AX104, SR-AX107.) When phantom power is applied, the built-in battery will not be used, or charged.

Power	by Built-In Battery	by 48V Phantom Power	Low Power
Power Indicator	Blue Light	Green Light	Red Light

DIRECTIONAL CONDENSER MICROPHONE

The Saramonic SR-TM1 is a directional shotgun microphone features a cardioid polar pattern, built-in rechargeable battery, 150 Hz low cut switch, +6 dB high frequency boost, -10 db PAD and power button.

4 Charge

Connect the SR-TM1 with the provided USB cable to a travel adapter, a computer (slower charging speed) or any other USB port which provides standard 5 volts. It will automatically start charging and all the 5 buttons will flash blue in cycles. When the SR-TM1 has been fully charged, the 5 buttons will stay blue. Pull out the cable and long press the power button to restart, now the SR-TM1 is ready to use.

5 Highlights

- **-10 dB Pad**

Attenuates the microphone input to allow for the recording of loud sounds without clipping.

- **150 Hz High Pass Filter**

Reduces low frequency and infrasonic rumble from HVAC systems indoors or street traffic outdoors from over-powering the recording.

- **High Frequency Boost**

Restores some of the high frequency content that is often lost when a blimp or furry windshield is placed over the microphone and improves the intelligibility of recorded speech.

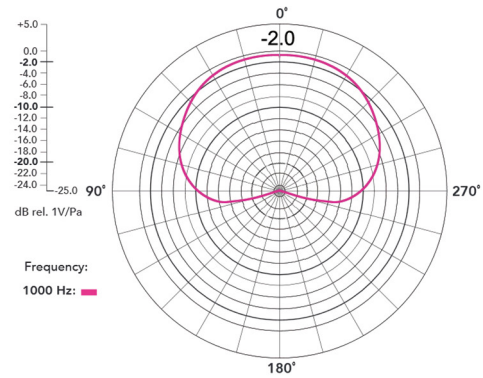
- **Rechargeable built-in Li-ion battery**

The built-in battery supports at least 150 hours operation.

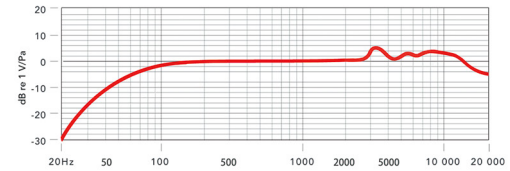
6 Specification

Acoustic Principle	Line gradient
Directional Pattern	Cardioid
Frequency Range	40 to 20k Hz (selectable HPF 150 Hz)
Sensitivity	-35±3dB(0dB=1V/Pa,at 1KHz) 1.5V 2.2kΩ
Output Impedance	200 ohm
Maximum Output	10 dBu (at 1 kHz, 1% THD into 1 kOhm)
Dynamic Range	119 dB (per IEC651)
Maximum SPL	135 dB
Signal to Noise Ratio	75 dB SPL (per IEC651)
Power	48V phantom power; built-in lithium battery (battery life:150 hours)
Output Connection	3-pin XLR, balanced output between Pin 2 (+), Pin 3 (-) and Pin 1 (ground)
Dimensions	2.3 x 2.3 x 28.2 cm
Weight	171g (About 6 oz.)

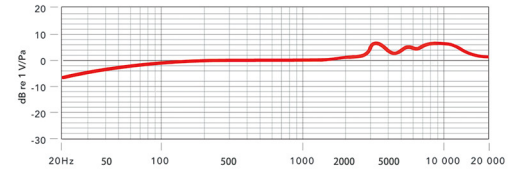
POLAR PATTERN



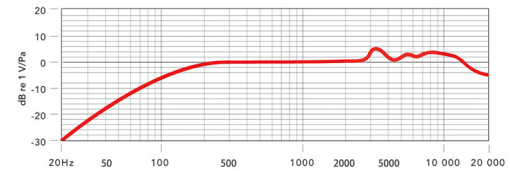
FLAT



HIGH BOOST



LOW CUT 150HZ



7 Packing List

- Micro USB cable
- Mic Clip
- Foam windshield
- SR-TM1 microphone
- XLR Cable